




For food processing manufacturers, the Rexnord 1200 Series MatTop Side-flexing chain is meant to offer the cleanest and tightest radius chain on the market. This development involves a wider range of packaging and food applications in comparison with conventional side-flexing belts.

The Rexnord 1255 and 1275 versions can be used for conveying processed food with direct contact as well as medium sized packaged products. Food and beverage industry customers for the 1200 Series Chain include bakeries, fruit and vegetables suppliers, meat and poultry packers, refrigerated and frozen food processors, beverage companies, bottlers and dairies.

The plug-less pin design eliminates the risk for product contamination while the reinforced end module makes it possible to carry heavier products around curves. With more open area the 1200 Series Food Chain offer superior cleanability, while the polypropylene material is suited for wash-downs and harsh chemicals. The tight radius inner module makes it possible to construct conveyors in the most compact way, saving valuable floor space in between equipment.

## Rexnord 1200 Series MatTop Sideflexing Chain

### 1255 and 1255 SuperGrip



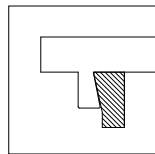
### STANDARD WORK LOAD | STANDARD RADIUS

#### 1.25" Flexbelt Standard

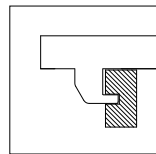
- Direct food contact capable
- Working load in curve: 450 lbs (2000 N)
- Radius: 2.0 times chain width
- Standard chain width from 10.0 inches (255 millimeters) up to 30.1 inches (765 mm)
- Sideflexing for "S" type conveyors

#### Available guiding systems:

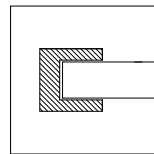
Inner radius:



Positrack RBP

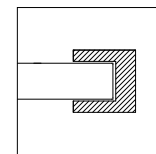


Tab (RBT)

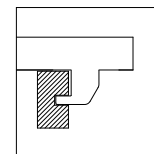


Flat (RB)

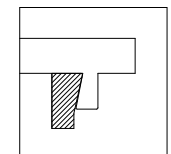
Outer radius:



Flat (RB)




Tab (RBT)



Positrack RBP

### 1275



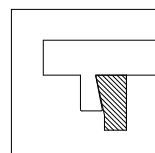
### STANDARD WORK LOAD | TIGHT RADIUS

#### 1.25" flexbelt with Tight Fit inner radius modules

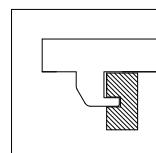
- Direct food contact capable
- Working load in curve: 450 lbs (2000 N)
- Radius: 1.2 times chain width (as small as 23.4 inch 595 mm); wider chain from 1.2 up to 1.5 times
- Standard chain width from 10.0 inches (255 millimeters) up to 30.1 inches (765 mm)

#### Available guiding systems:

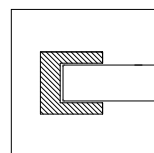
Inner radius:



Positrack RBP

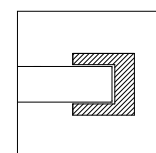


Tab (RBT)

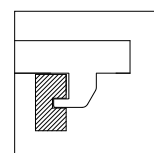


Flat (RB)

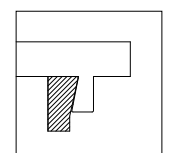
Outer radius:



Flat (RB)



Tab (RBT)



Positrack RBP