



Key Industries:

- Aggregates
- Agri-farm
- Construction Equipment
- Marine
- Mining
- Steel
- Wastewater Treatment

Housing Options:

- Pillow Blocks
- Flange Blocks
- Take-ups
- Cartridge Blocks
- Flanged Cartridge Blocks
- Piloted Flange Blocks

Shaft Sizes:

3/4" - 7"

Accommodates Commercial Grade Shafting:

- Rex 6000
- Rex 9000

Mounting Type:

- Single set collar
- Double set collar
- Eccentric collar
- Adapter mount

General Bearing Information:

- Super-finished
 - Rollers
 - Inner and outer raceways
- Impact
 - Run faster and cooler by up to 10 degrees Fahrenheit (F)
 - Reduce Noise (<68dbA)

Rex Roller Bearings

Rex® Roller Bearings are available in shaft sizes from 3/4 inches through 7 inches. Design improvements have increased load ratings and speed limits, combined with internal bearing design improvements. These features provide lower noise levels and are key performance factors that provide long bearing life.

Rex Roller Bearings allow for ± 2 degrees of dynamic misalignment to accommodate installation inaccuracies or shaft deflection. A unique feature of Rex Bearing Seals is that they are field replaceable and field upgradeable. Rex Roller Bearings are available with a variety of seal choices, housing styles and shaft attachments to meet various application requirements.

Seal choices include:

- **Z seal** – an all-metal seal for higher temperatures and speeds
- **K seal** – a light contact rubber lip seal
- **G seal** – a triple lip gravel guard seal
- **M seal** – a heavy contact spring loaded lip seal for harsh applications that demand long life

Rex Roller Bearings are also offered with open and closed auxiliary cap seals for demanding environments. Housing styles include pillow blocks, flange blocks, piloted flange cartridges and take-ups. Shaft attachment choices include single locking collar, double locking collar, eccentric locking collar and adapter mount.



- Wide variety of housings available
- Seal choices Z, K, G & M are field replaceable and upgradeable
- Rubber seal also available in high temperature Viton® material
- Open and closed auxiliary caps
- Shaft attachment choices:
 - Series 2000 single collar
 - Series 5000 double collar
 - Series 3000 eccentric collar
 - Series 9000 adapter mounted
 - Series 6000 adapter mounted SHURLOK®
- Dynamic misalignment capability to $\pm 2^\circ$ (total of 4°)
- Fixed and expansion units
- Product improvements have resulted in up to 166 percent longer L10 life
- Load ratings increased by an average of 25 percent
- Noise levels reduced by 10dbA
- Operating temperatures reduced by 10 degrees Fahrenheit (F)

Auxiliary Caps



Shaft Attachment Options



Single Set Collar

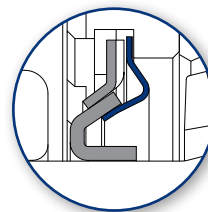
Double Set Collar



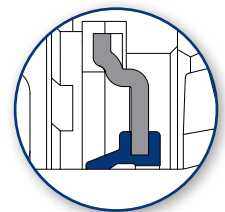
Adapter Mount

Eccentric Locking Collar

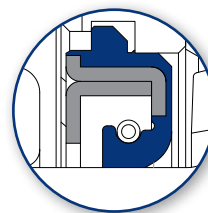
Seals



Rex Z Seal
Non-Contact Seal



Rex K Seal
Light Contact Seal



Rex M Seal
Heavy Contact Seal



Rex G Seal
Triple Lip Seal